

AMCIS2020 VIRTUAL CONFERENCE PLATFORMS

AMCIS2020 Virtual Conference Platforms



- The AMCIS2020 Virtual Conference is powered by:
- CrowdCompass – home of the AMCIS2020 Conference app
- Go To Meeting, Go To Webinar Zoom Meeting and Zoom Webinar– platforms used for paper sessions, panels, workshops, Keynote Sessions, Awards
- Remo – platform used for the AMCIS Café. Various events throughout the conference such as Member Connect, networking, visiting with exhibitors and breaks will be held in the AMCIS Café
- AIS eLibrary – home of all paper presentations, videos and PPT

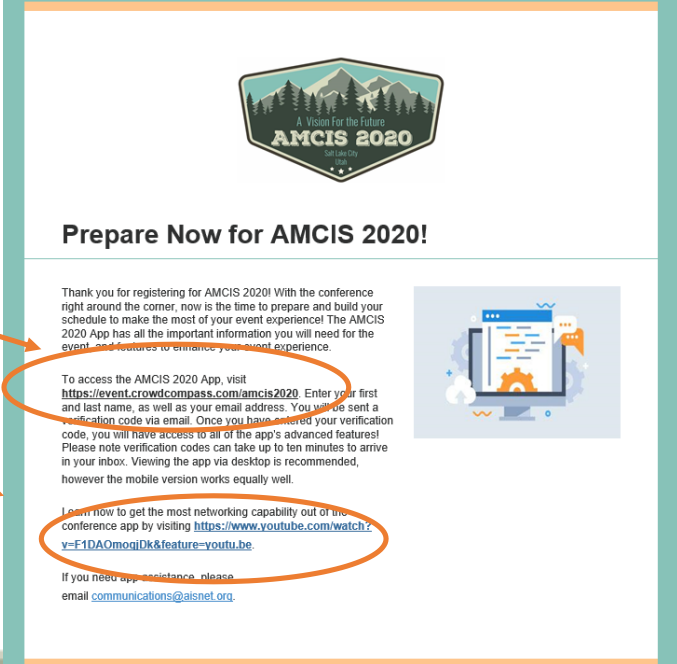
AMCIS2020 Conference App

Powered by



<https://event.crowdcompass.com/amcis2020>

<https://www.youtube.com/watch?v=F1DAOmoqjDk&feature=youtu.be>

A screenshot of the AMCIS 2020 app landing page. At the top is the AMCIS 2020 logo. Below it is the heading "Prepare Now for AMCIS 2020!". The main text reads: "Thank you for registering for AMCIS 2020! With the conference right around the corner, now is the time to prepare and build your schedule to make the most of your event experience! The AMCIS 2020 App has all the important information you will need for the event and features to enhance your event experience." To the right is an illustration of a smartphone displaying the app interface. Below the main text, there are two paragraphs of instructions. The first paragraph says: "To access the AMCIS 2020 App, visit <https://event.crowdcompass.com/amcis2020>. Enter your first and last name, as well as your email address. You will be sent a verification code via email. Once you have entered your verification code, you will have access to all of the app's advanced features! Please note verification codes can take up to ten minutes to arrive in your inbox. Viewing the app via desktop is recommended, however the mobile version works equally well." The second paragraph says: "Learn how to get the most networking capability out of the conference app by visiting <https://www.youtube.com/watch?v=F1DAOmoqjDk&feature=youtu.be>." At the bottom, it says: "If you need any assistance, please email communications@aisnet.org." Two orange arrows point from the external links on the left to the corresponding links in the screenshot.

- The AMCIS Conference app is your starting point for the conference and each day during the conference.
- The conference app includes all links to sessions, where you can register for specific sessions, make your own schedule, network with fellow attendees, participate in some gamification, post on the social wall and attend an event or break in the AMCIS Café.
- All registered attendees received an email the week of July 27th. This notification includes links to videos on learning more about the conference app, how to network through the conference app and of course a link to download the AMCIS Conference app.
- If you did not receive this email, send a message to the email address: communications@aisnet.org

AMCIS2020 Conference App

Powered by



AMCIS 2020
Aug 10, 2020 – Aug 14, 2020

UNC GREENSBORO
Bryan School of
Business and Economics

Social Media Analytics 2

Mon, August 10th, 11:30 AM - 12:30 PM

Social Media Analytics 2

Data Science and Analytics for Decision Support (SIG DSA)

Join Meeting

GoToMeeting

GoToWebinar

zoom

Note Add Bookmark Photo

Description

Description

Please join the meeting from your computer, tablet or smartphone at <https://global.gotomeeting.com/join/303842453>

(ERF): Fan Up the Flames: Mining Aggregate Patterns of Cyber Political Trolls and Predict Information Cascade through Dynamic Rewiring Mechanism
Authors: Jessica Qiuhua Sheng, Paul Jen-Hwa Hu, Mengjiao Han

(ERF): Discovering Design Principles of Web Analytics Tools: A Text Mining Approach
Authors: Youssa Harb, Yanyan Shang, Lamar Al-Musa

(ERF): Sharing Economy: Application of Structural Topic Models
Authors: Yalda Esmizadeh, Bonnie Canziani, Hamid R. Nemati, Minoo Mondaresnezhad

cvent | CrowdCompass

<https://event.crowdcompass.com/amcis2020/activities?showFilters=true>

- This is an example of a session description page taken from the conference app. This page is where you will find the meeting links as well as the AIS eLibrary link where all papers/videos and presentations can be found.
- Instructions on how to access a session:
 - In the left side menu, click schedule, then click day and then click the desired session.
 - Once at this page view you will find the links in two places: At the top where it says Join Meeting and just below the session description.
 - Also on this page you will find the link to the paper/video/presentation in the AIS eLibrary
- To move from session to session or visit the AMCIS Café, go back to the conference app and navigate through the menu on the left.
- We highly recommend keeping the AMCIS Conference App open on your desktop throughout the conference for easy access to all sessions, events and networking opportunities.

AMCIS Café powered by



AMCIS 2020
Aug 10, 2020 - Aug 14, 2020

UNC GREENSBORO
Bryan School of
Business and Economics

AMCIS Café

<https://live.remco.co/e/amcis-cafe> ← Link to the Remo platform

My Items

- My Schedule
- Messages
- Appointments
- Contacts
- Notes
- Bookmarks
- My Badge

Event Guide

- Schedule
- AMCIS Café
- Search
- Tracks
- Panels

Activity Feed | CrowdCompass

Monday

- 11:00 AM - 12:00 PM Meet the Exhibitors
- 3:30pm - 4:30pm Social Hour - BYOBOC (Bring your own beverage of choice!)

Tuesday

- 9:30 AM - 10:30 AM Coffee with Exhibitors
- 12:30 PM - 1:30 PM AIS MEET AND GREET
- 3:30 PM - 4:30 PM Social Hour - BYOBOC (Bring your own beverage of choice!)

Wednesday

- 9:00 AM - 10:00 AM BREAK
- 12:30 PM - 1:30 PM BREAK
- 3:30 PM - 4:30 PM Social Hour - BYOBOC (Bring your own beverage of choice!)

Thursday

- 9:30 AM - 12:00 PM SIG Social Hour
- 3:30 PM - 4:30 PM Social Hour - BYOBOC (Bring your own beverage of choice!)

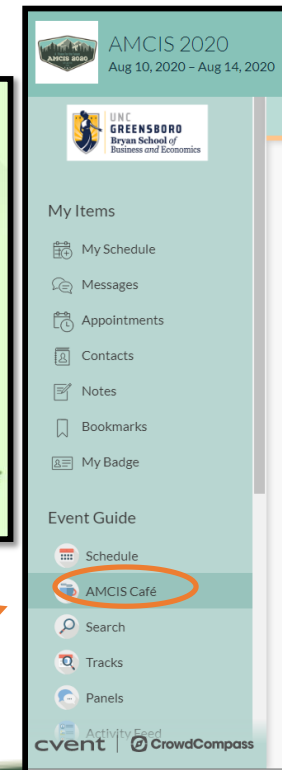
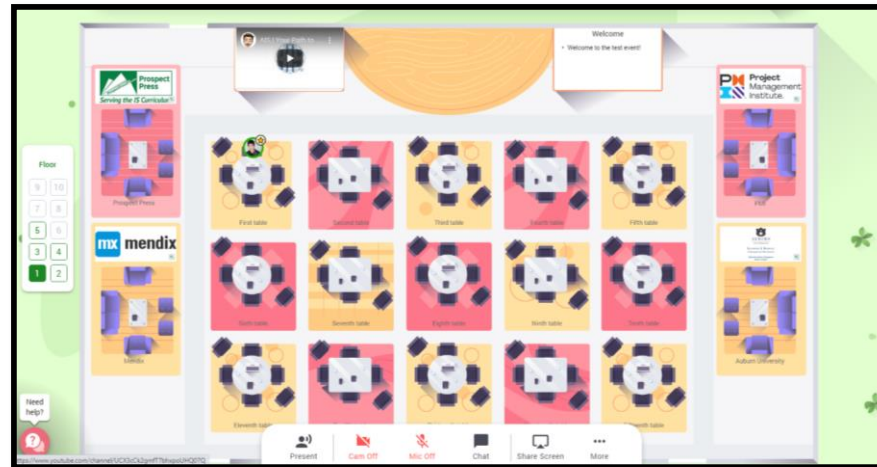
Friday

- 11:00 AM - 12:00 PM BREAK
- 2:00 PM - 3:00 PM Social Hour - BYOBOC (Bring your own beverage of choice!)

- The AMCIS Café is your opportunity to network and meet with other colleagues during the conference as well as attend several organized events throughout the conference.
- The link to the AMCIS Café is found under the menu item AMCIS Café.
- On this page you will find some helpful tips on how to use the platform and how-to documents.
- This page will also include any details for a specific event within the café.
- **MAKE SURE TO CHECK THIS PAGE OFTEN FOR CHANGES AND UPDATES ON EVENTS SCHEDULED IN THE AMCIS CAFÉ**

The AMCIS Café Features

- 6 seats at each table
- Interest labeled tables
- Video/Audio/Chat within each table
- Move from table to table
- Everyone at the table can screen share
- Whiteboard feature
- Use Chat to find someone



*More 'how-to' on Remo
in the conference app*



- When entering the Café, the system AUTOMATICALLY places you at the first open seat.
- You can then move from table to table, floor to floor by double clicking on a given table or use the chat to find a friend/colleague.
- Each table can accommodate up to 6 people. Once at a table you will have audio and video as well as chat capabilities with others at the table.
- You can move from table to table as long as there is an open seat at that table.
- You can screen share, use the whiteboards, watch videos and chat with your table group
- If you are looking for someone specifically, use the Group Chat to search.

AMCIS2020 Virtual Conference Notes & Reminders

- Virtual Conference Time Zone – MT (Mountain Time)
- AMCIS Conference App is your starting point every day. **Keep the app open on your desktop and/or mobile device throughout the day for easy access to all sessions.**
- Make sure to register the day before for Go To Webinar and Zoom Webinar sessions
- Conference app how-to videos are available in the conference app
- Check out the events happening in the AMCIS Café!!



Paper Sessions

Some Rooms have a 250-500 person capacity

What to do if a room is full:

- Visit the AIS eLibrary for all papers/videos/presentations
- Go to the AMCIS Café and meet up with colleagues
- Check back and/or refresh your screen
- Check out another session or panel

Reminder: All paper session Q&A is chat box only

